



R1100DS

MOBILE TRACK-MOUNTED IMPACT CRUSHER

Performance up to 440 st/h / 400 t/h*

Transport weight 73,700 lbs / 33,4 t

Fully hydraulic 

PRODUCT DESCRIPTION
EFFICIENT
CRUSHING
TECHNOLOGY



Rockster Austria International GmbH | Matzelsdorf 72, 4212 Neumarkt i.M., Austria
Tel.: +43 720 70 1212 | office@rockster.at | www.rockster.at



ROCKSTER[®]

*depending on material

PRODUCT DESCRIPTION

R1100DS



MOBILE TRACK-MOUNTED IMPACT CRUSHER

R1100DS

**COMPACT
FLEXIBLE
PERFORMANCE**

Rockster Austria International GmbH | Matzelsdorf 72, 4212 Neumarkt i.M., Austria
Tel.: +43 720 70 1212 | office@rockster.at | www.rockster.at



ROCKSTER®



Perfect cubic final grain

THE MOST POWERFUL ROCKSTER IMPACTOR

The mobile impact crusher R1100DS is specially developed for applications where space is limited such as for inner-city projects.

Because of its optimal dimensions, the R1100DS is easily transported from one jobsite to another. It is the perfect combination of compactness and maximum performance.

Rockster's mobile track-mounted impact crusher is based on a fully hydraulically concept, which allows flexible recycling of asphalt, concrete and demolition debris.

Besides previously mentioned materials, the R1100DS is also suitable for precise processing of natural stone.

R1100DS IS THE MOST COMPACT SOLUTION FOR RECYCLING & CRUSHING OF:

CONCRETE



Recycled concrete blocks 0/16

DEMOLITION DEBRIS



Subbase road 0/32

ASPHALT



Road 0/32

BRICK



Refilling pipelines 0/64

VIRGIN STONE



Forest road 0/32

MAIN DIMENSIONS

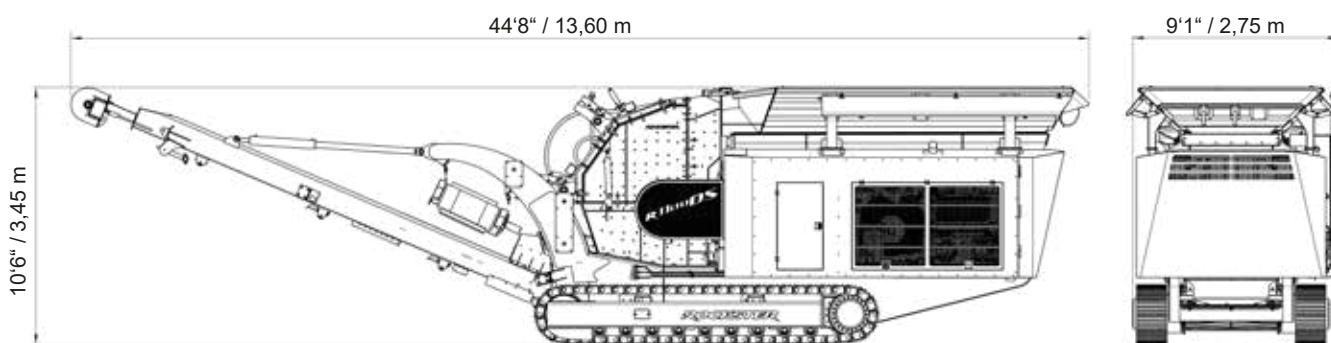
RIIHOODS

Transport dimensions

Length:	44'8" / 13,60 m
Width:	9'1" / 2,75 m
Height:	11'4" / 3,45 m
Weight:	73.700 lbs / 33,4 t

Feeding & discharge height

Feeding height:	11'2" / 3,40 m
Main discharge belt:	~ 11'6" / 3,50 m
Side discharge belt:	~ 7'10" / 2,40 m



TECHNICAL DETAILS

MAXIMUM FLEXIBILITY

The Rockster impact crusher guarantees highest performance at a very high crushing ratio. Due to two hydraulically adjustable swing-beams, as well as the rotor speed variation, the final grain can be precisely defined. High quality blow bars can be used bilaterally too

and are chosen individually depending on the application. The blow bar exchange is possible through a built-in blow bar exchange device, therefore an external lifting device is not necessary. High quality wear materials ensure reduced wear.

Impact crusher

Inlet opening:	44" x 29" / 1100 x 720 mm
Impact circle diameter:	40" / 1020 mm
Rotor equipment:	4 blow bars
Crushing ration:	1:10 - 1:50
Performance:	up to 440 st/h / 400 t/h
Rotor speed (continuously adjustable):	up to 850 rpm
Weight:	22,500 lbs / 10,200 kg
Drive:	hydrostatic
Gap adjustment (adjusted on display):	fully hydraulic
Dust suppression:	At the crusher inlet & outlet



Drive unit

Engine (electronically regulated):	Volvo Stage IIIA - 262 kW / 350HP
	Volvo Stage IV - 265 kW / 355HP
	CAT Stage IIIA - 242 kW / 325 HP
	CAT Stage V - 280 kW / 375HP
Cylinder:	6
Cooling system:	water

The drive system is located at the rear of the machine, enclosed in a sound-proofed housing. Engine openings are positioned on all sides for easy access, service and overall maintenance.

The hydraulic pump for all auxiliary drives (main discharge belt, side discharge belt, vibration chute, crawler gear...) as well as the pump for the hydrostat are driven via a distributing gear unit which is flange-mounted on the drive engine. The hydrostat activates the crusher via a V-belt drive.



ADVANTAGES OF THE HYDROSTATIC DRIVE

- > Elimination of conventional clutch. No wear.
- > Individual adjustment of crusher speed
- > Crusher overload protection
- > Power adjustment according to individual requirements
- > Uniform throughput
- > Enormous power reserves
- > Adjustment of rotating direction (Duplex)

Feed hopper

Material:	Hardox 400
Volume:	6.5 yd ³ / 5 m ³
Length:	14'6" / 4400 mm
Width:	8'2" / 2500 mm
Height:	10'6" / 3200 mm



Vibration chute with 2-deck pre-screening

Material:	Hardox 450
Length:	5'11" / 1800 mm
Width:	3'7" / 1100 mm
Type:	Zig zag
Option:	bar screen
Drive:	hydraulic - with load-dependent speed control Overload protection



Bypass

The switchable chute (Bypass) enables the discharge of pre-screened material on the side or onto the main discharge belt.

Easy switch via hand lever.

No special assembly necessary.

No wear. No service.



Main discharge belt

Belt width:	47" / 1200 mm
Discharge height:	~ 11'6" / 3,5 m
Angle:	25°
Drive:	hydraulic, continuously variable

The main discharge belt is hydraulically lowerable for maintenance and service purposes.



Side discharge belt

Belt width:	26" / 650 mm
Discharge height:	~ 7'10" / 2,4 m
Angle:	20°
Drive:	hydraulic

The side discharge belt is hydraulically foldable for transport purposes.



Magnetic separator

Type:	Permanent magnet
Belt width:	30" / 750 mm
Weight:	2570 lbs / 1165 kg
Drive:	hydraulic



Caterpillar crawler

Tread width:	16" / 400 mm - slanted
Wheel base:	12'6" / 3800 mm
Surface:	triple ribbed pads
Drive:	2-speed hydraulic



Control panel

Central control/operating unit ensures an easy operation and machine monitoring in connection with a wireless remote control.

Fully automatic engine Start-Stop system with only one button.

- > Save the operation settings for various applications
- > Error monitoring - error log
- > Input & output status
- > Fast start of operation (QUICKSTART-Funktion)



ROCKSTER FEATURES

R1100DS

Environmentally friendly

Reduction of emissions through:

- > efficient dust suppression
- > sound-proofed housing
- > motor drive according to the latest technology standards



Easy maintenance & ideal accessibility

Large covers enable optimal accessibility when it comes to service and maintenance. Furthermore they ensure optimal ventilation of the drive-unit and the cooler.



OPTIONS



Water pump



Sound insulation



Blow-bar exchange system



Main belt - wear protection



Air compressor



Belt scale
incl. printer

OPTIONS


R1100DS

DUPLEX SYSTEM

The hydrostatic drive & the unique design of the Rockster crusher allows the transformation from an impact crusher to a jaw crusher and vice versa in only a few hours. Achieve maximum machine utilization by using one carrier and different crusher units to rapidly adapt to different job requirements.



R1100DS
Impact crusher



THE ORIGINAL
since 2004

R1200D
Jaw crusher

AIR BLOWER - for cleaner and higher quality final product

RVB1700

The Rockster Air blower RVB1700 is used to efficiently separate non-aggregates from the final end-material, which results in a cleaner and higher quality final product. This enables Rockster customers to work more environmentally friendly and economically.



Technical details

Air volume:	up to 1.700 m ³ /h / 2,223 yd ³ /h
Differential pressure:	up to 7.000 Pa
Drive power:	up to approx. 15 kW / 20 hp
Drive - rpm:	up to 3.200 min -1
Weight:	approx. 150 kg / 330 lbs



VIDEO



OPTION: SCREENING SYSTEM - SCREEN BOX RS114 + DOUBLE-FUNCTIONAL RETURN- OR STOCKPILE BELT RB95

R1100DS

Defined final product in one workflow

The optional screening system consists of the compact circular vibrating screen RS114 in combination with the return belt RB95. The screening system is a perfect addition for the production of 100 % defined final grain.

The components are mounted directly onto the main discharge belt and are driven through the additional hydraulic system of the crusher.

In addition, the return belt can be used as a stockpile belt, which enables the production of the second product.



Vibrating screen - lowerable

Screen size:	10'2" x 4'5" / 3100 x 1350 mm
Standard mesh:	1 1/2" / 38 mm

Special screens available on demand

The hydraulically lowerable screen box saves time and unnecessary costs during maintenance.



Discharge conveyor - fines

Belt width:	3'11" / 1200 mm
Discharge height:	~ 10'6" / 3,2 m



Discharge conveyor - oversize grain

Belt width:	24" / 600 mm
-------------	--------------



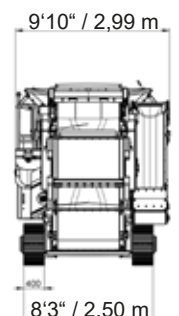
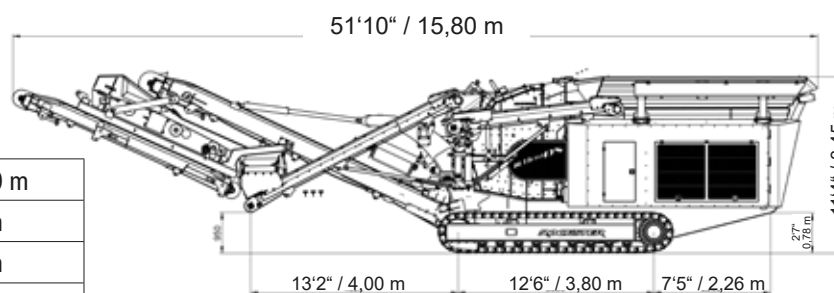
RB95 return or stockpile belt

Belt width:	24" / 600 mm
Discharge height (main conveyor) :	~ 12' / 3,6 m



Transport dimensions R1100DS + RS114S + RB95

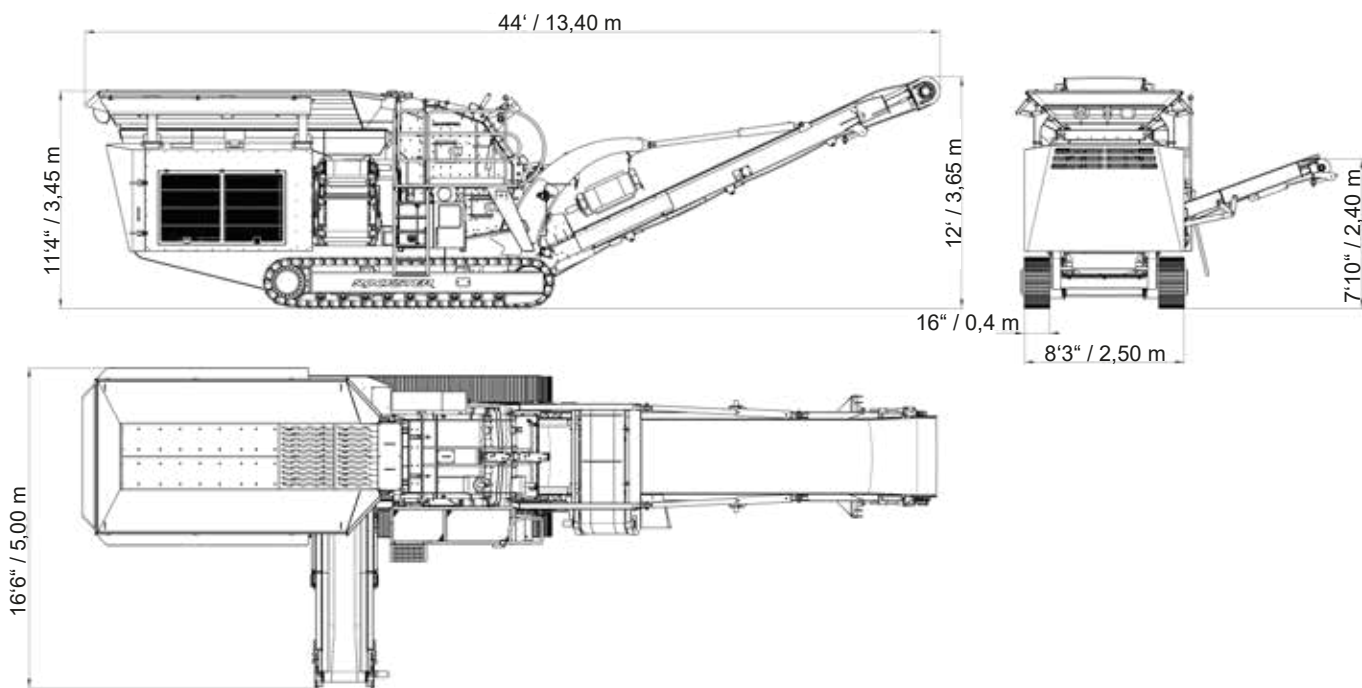
Length:	51'10" / 15,80 m
Width:	9'10" / 2,99 m
Height:	11'4" / 3,45 m
Weight:	83,700 lbs / 38,00 t



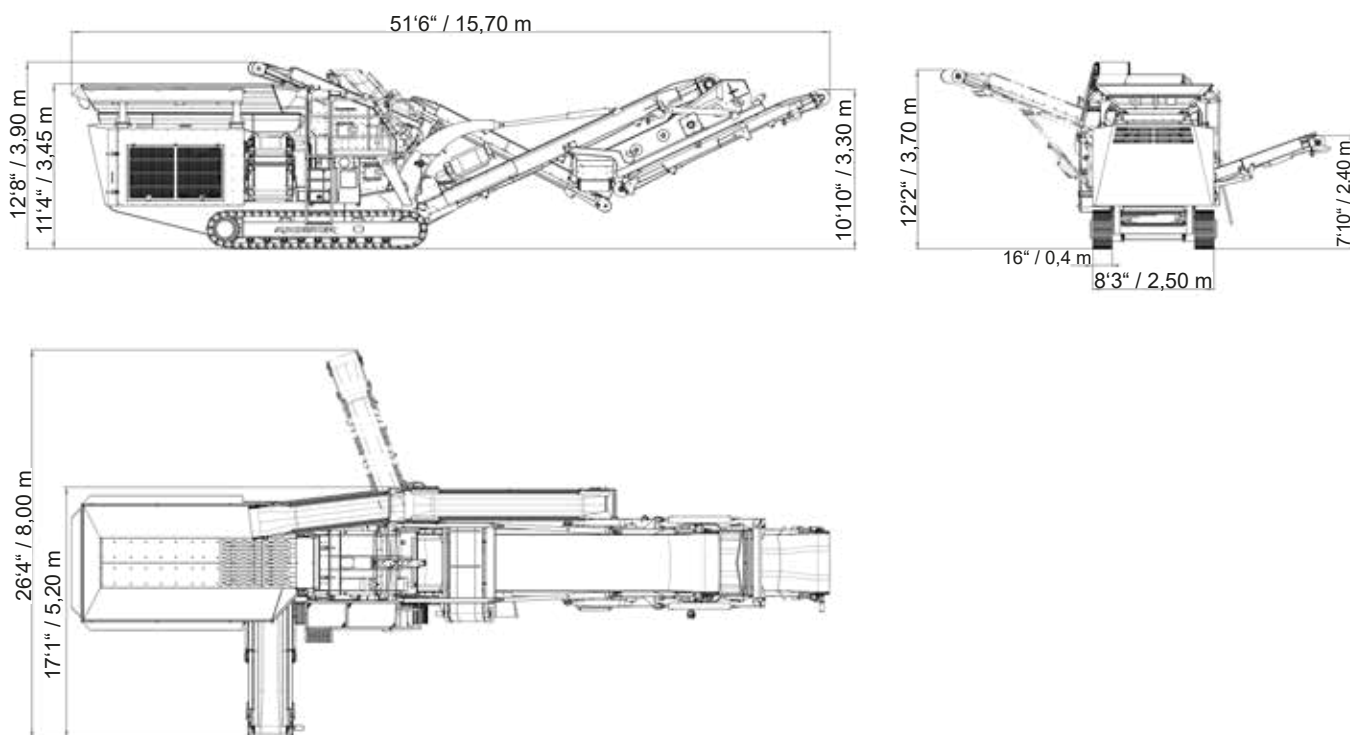
WORKING DIMENSIONS

R1100DS

R1100DS



R1100DS with screening system



GENERAL INFORMATION



Austrian based manufacturer Rockster Austria International GmbH has a long-lasting reputation and the know-how in demolition and screening industry.

Our product line includes, among others, track mounted impact and jaw crushers, screening machinery and tracked stackers. Our mobile crushers and screeners are used for profitable & economical recycling of asphalt, concrete and construction waste, as well as for the efficient processing of natural stone.

With innovations like the original DUPLEX system, double functional return belt, Rockster repeatedly demonstrates its progressive approach towards improving and developing more efficient recycling methods.

Rockster machines are sold in more than 50 countries worldwide. Because of a strong dealer network, reliable customer support and continued innovations Rockster remains one of the fastest growing companies in our industry.

The Rockster concept

RELIABILITY - maximum reliability due to the highest product quality standards.

OPERATING EFFICIENCY - higher operational efficiency due to optimized transport dimensions (easy transport – no special permits needed in many cases), simple maintenance and handling.

CAPACITY - higher production capacity as a result of special high-speed rotor and enormous power reserves for the drive systems.

KNOWLEDGE - many years of practical experience in advanced machine design creates tremendous value for customers.

SERVICE - round-the-clock service and support is the company hallmark, with rapid response and immediate availability of spare and wear parts.

TECHNOLOGY - using industry-standard brand components assures adherence to the highest technical standard.

ENVIRONMENTALLY FRIENDLY - engineered to meet the highest environmental standards with the installation of low-pollution engines and complex sound suppression systems.

REVENUE - designed to meet customers' revenue and return-on-investment requirements due to low investment and operating costs. Additionally the unique advantages of the DUPLEX system maximize machine utilization with multiple crusher capabilities on one carrier.





Note: These specifications are subject to change without notice.
Please consult your local dealer/distributor for detailed specifications.

EFFICIENT CRUSHING TECHNOLOGIE

Rockster Austria International GmbH | Matzelsdorf 72, 4212 Neumarkt i.M., Austria
Tel.: +43 720 70 1212 | office@rockster.at | www.rockster.at

